

### Main Features:

The S612 switch is designed for main and auxiliary circuits operated by hand as ON/OFF, code, gang, changeover, multi-step, instrument or motor switches. The modular design offers different switching stages which can be easily assembled and disassembled. Spring pressure keeps the bridge closed and a cam disk opens it forcibly.

- Sturdy, double-pivoted stop ensures precise switching.
- Switching stages, latching mechanisms and cover plates are bolted together to form the basic switch.
- Three cam disks per switching stage prevents unilateral lifting forces to the slide.
- Switching angles of 30, 45, 60 and 90 degrees are available.
- Dust protection cover, cylinder locking, padlockable handle options available.

### Ordering Information

- 1. Determine basic switching design.** Standard switches may be selected from the standard switch listing. We require the number of positions; contact closure in each position.
- 2. Select mounting unit.** Type A -- Standard Mounting -- Size 2 (S2 switches); Type B -- Larger Mounting -- Size 4 (use on S2 switches).
- 3. If escutcheon plate (name plate) is desired, select appropriate item.**
- 4. Choose a handle to operate switch.**

Note: If "A" is selected, choose matching units from "A" column.



### Building the Part Number ...

	Mounting Units	
	A	B
Front	E03	E13
Rear	E02	E12
Front & Rear	E10	E14

	Escutcheon Plates	
	A	B
Square		
Order	6PS	8PS
Dimen. (H)	3.47"	5.12"
Dimen. (W)	3.47"	5.12"

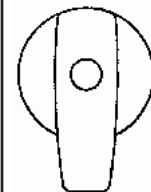
Rectangular		
Order	6PR	8PR
Dimen. (H)	3.47"	5.12"
Dimen. (W)	4.33"	5.91"

Combination of escutcheon and handle			
Escutcheon	Legend Plate	Handle	Order No.
Black	Silver	Black	...M1/H1
Grey	Silver	Grey	...M2/H2
White	Silver	White	...M3/H3
Yellow	Yellow	Red	...M4/H4
Black	Silver	Red	...M5/H5

See reverse side for dimensions. If rear mounting is needed, long shaft or door interlock must be specified in the order.

### Handles / Operators

#### M-Handle (Modern)



	mm	in.
L	50	1.97
W	67	2.64
D	44	1.73

...M1

#### H-Handle (Lever)




	mm	in.
L	120	4.72
W	50	1.97
D	54	2.13

...H1

Standard handle: Black.  
See "Combinations of escutcheon and handle" table to the left for other color selections.

# S612 200A / 600V Cam Switch



PC&S products are manufactured under a total quality system that provides total engineering integrity. Products have been engineered to satisfy specifications, performance, reliability and life cycle to exacting standards.

PC&S strives to meet customer requirements and exceed expectations. We do this through monitoring and measuring our process and product, customer satisfaction, internal auditing, analysis of production data, continual improvement including corrective and preventative action. Our quality management systems are certified in accordance with ISO 9001:2000 standards.

## AC Ratings

Operating Voltage Volts 600  
U/L 508 and/or CSA C22.2-14

Continuous Current AMPS 200

Horsepower Rating 120V 15  
(40-60 hz) per 240V 25

U/L 508 and/or 480V 50

CSA C22.2-14 600V 50

Ampere Rating per AMPS 175

U/L 508 and/or CSA C22.2-14

Make and break = 6 to 10 times  
normal current min.

Kilowatt Rating per 220V 22

IEC 408, 30, AC3 380V 37

500V 45

Wire Size AWG 2

MM<sup>2</sup> 70

## Operating Temperature

Range °F: -13°F to +122°F

Range °C: -25°C to +50°C

## Mechanical Details

### Mounting Forms

Four hole panel mounting

Base mounting

### Handles / Operators

M-Handle

H-Handle

### Options

Cylinder lock

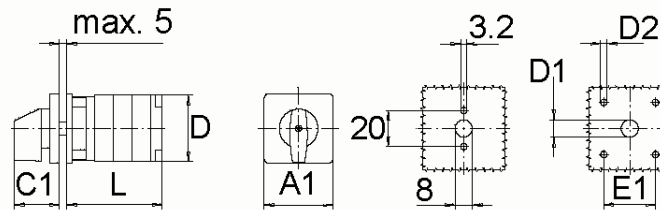
Door clutch

Door clutch, interlock, padlock device

### UL Approved

For other ratings, refer to the appropriate data sheet.

## Dimensions



	mm	in.
A1	88	3.46
C1	52	2.05
D	88	3.47
D1	15	0.59
D2	5.5	0.22
E1	68	2.68

'L'	Stages	1	2	3	4	5	6	7
Dimensions	Length (in.)	2.83	4.09	5.35	6.61	7.87	9.13	10.39

Max. 12 stages. Each additional stage adds 1.26" (32mm)



**Power Measurement and Control Specialists**

1 800 523-9194 • [www.pc-s.com](http://www.pc-s.com)

Your Local PC&S Representative:

PANEL COMPONENTS & SYSTEMS, INC.  
USA: 149 Main Street, Stanhope, NJ 07874  
Telephone: (973) 448-9400 Fax: (973) 448-1674

CANADA: 213 Jespersen Ave., Spruce Grove, Alberta T7X 2J1  
Telephone: (877) 962-0557 Fax: (780) 962-0557